

# Year 11 Matters

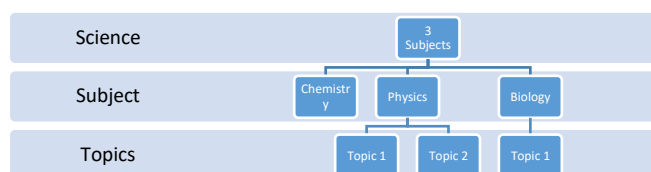


## Introduction

Revision is important, but it is hard work. Everyone works in different ways and all subjects provide revision guidance and activities. Some of you will have been revising throughout your GCSEs and others of you will have not started yet. We hope that this short guide will be useful to you if you are struggling with aspects of

revision. A revision timetable is a great place to start. You could **make a list** of subjects

and topics that you need to revise and then **produce a timetable** of when you are going to do the revision. If you would like them, I can provide you with blank topic lists or weekly sheets that you can fill in for the mock exams or the summer exams. Examples are included in this booklet.



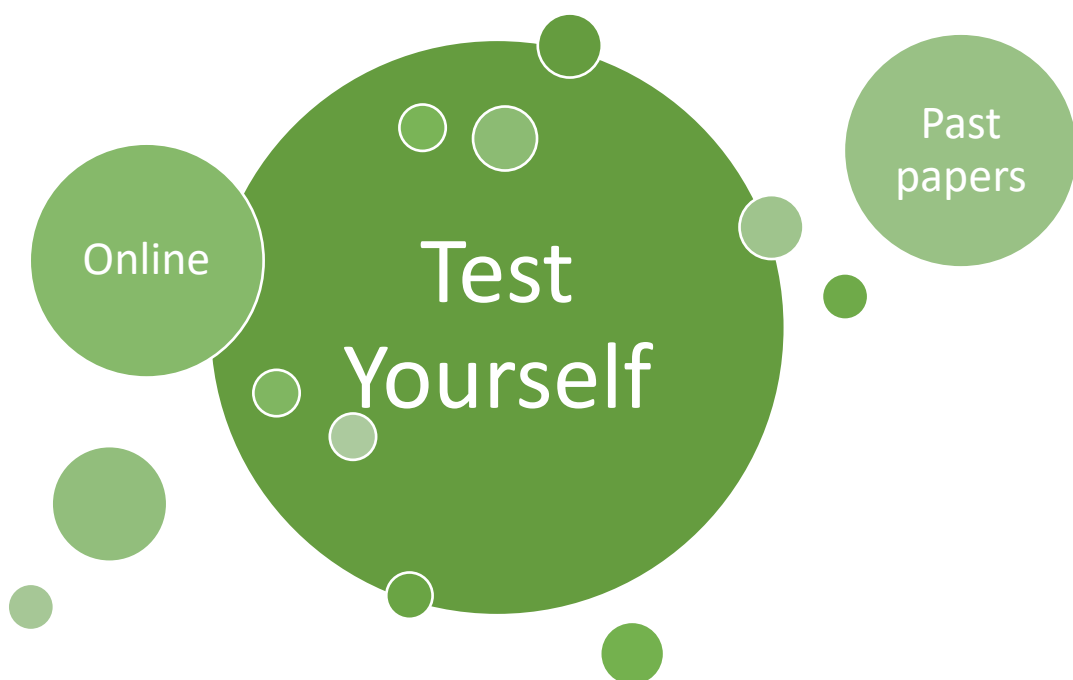
Please ensure that you **look after yourself** during the revision and examination period. Sleeping and eating healthily are as important. Keep some healthy drinks and snacks on hand to keep you going!

We recommend short sessions where you check your understanding and learning. Please share concerns and **seek help** if you are struggling. Other advice includes getting fresh air and exercise, avoiding distractions (music, phones, social media), rewarding yourself and not setting yourself unrealistic targets.

It's **never too late** to start revising but don't add to your stress by leaving it until the last minute!

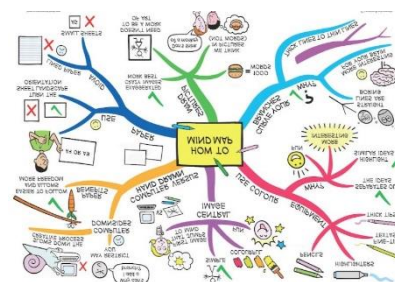
## Learn, revise and test yourself

1. Ensure that you have all the information you need including classwork, homework, previous revision, assessments and any revision guides. Ask a teacher, friend or do some research if there is anything you don't understand.
2. Only when you understand a topic can you start to revise it. This means that you should go over a topic until you are ready to answer questions on it. The revision process should be active and could include condensing your notes, making flow charts, flash cards or mind maps or completing an online activity
3. Only when you know a topic should you test yourself. This could be done with factual questions, online tests or practice examination questions.



## Examples of Revision Techniques

- ✓ Be active rather than passive in your revision process so don't spend ages making your notes look pretty as this is just wasting time.
- ✓ Condensing your notes – do not copy out previous notes, but try to separate your work into chunks with headings and sub-headings. Pick out key phrases, quotes or terms to learn and then try to condense further.
- ✓ Drawing mind maps – these can be done at the start of your revision to record key information, during for you to refer to and then at the end for you to test yourself on what you know.
- ✓ Making flow charts – create these to show a process from start to end and use both words and images. You can add additional details for the steps you are less sure on.
- ✓ Using flash cards – these usually have a question or prompt on one side and an answer or detailed information on the other. Use them to test yourself and reduce your pile by taking away the ones you know until you are left with none.
- ✓ Completing practice papers and questions - you'll find it far easier to answer questions in the exam if you've tried similar ones at home beforehand. Exam board websites include sample papers that you could take practice exam questions from or you could write your own. Practise under exam conditions, use the mark scheme and then do it again to try and improve your marks.
- ✓ Vary your revision with different activities - answering practice questions, writing down notes from memory, and using revision guides, flash cards and exam practice workbooks.



“Trust yourself,  
you know  
more than  
you think  
you do.”

Benjamin Spock

## Command Words

**Analyse** - separate information into parts to identify characteristics

**Describe** – provide a detailed account

**Discuss** – give several different options or information

**Evaluate** – judge from available evidence

**Explain** – give reasons for something

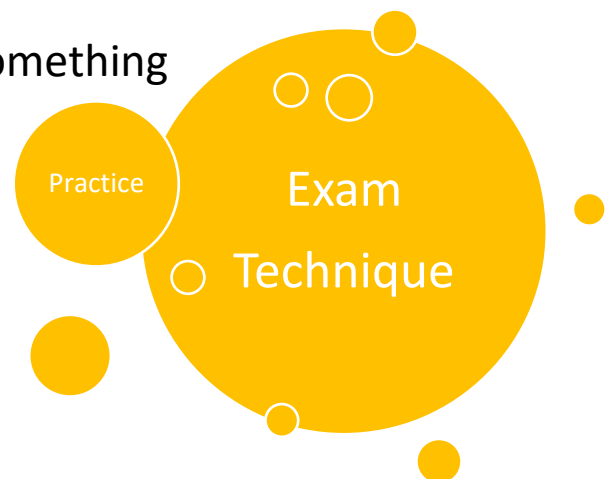
**Explore** – investigate without determining the outcome initially

**Identify** – name the point

**Justify** – support with evidence

**State** – express in clear terms

**Suggest** – give possible reasons for something



## Planning revision – Subject and Topics

| Subject = History |        |    |            |
|-------------------|--------|----|------------|
| Topics            |        |    |            |
|                   | Sorted | OK | Struggling |
|                   |        |    |            |
|                   |        |    |            |
|                   |        |    |            |
|                   |        |    |            |
|                   |        |    |            |
|                   |        |    |            |

| Subject = Science |        |    |            |
|-------------------|--------|----|------------|
| Topics            |        |    |            |
|                   | Sorted | OK | Struggling |
|                   |        |    |            |
|                   |        |    |            |
|                   |        |    |            |
|                   |        |    |            |
|                   |        |    |            |
|                   |        |    |            |

| Subject = Maths |        |    |            |
|-----------------|--------|----|------------|
| Topics          |        |    |            |
|                 | Sorted | OK | Struggling |
|                 |        |    |            |
|                 |        |    |            |
|                 |        |    |            |
|                 |        |    |            |
|                 |        |    |            |
|                 |        |    |            |

If you have topics which you are struggling on then **ask for help** from your subject teacher.

## Planning revision – Creating a Revision Timetable

Example:

|           | Time Slot<br>1<br>9 -9.45 | Time Slot<br>2<br>10 – 10.45 | Time Slot<br>3<br>11 – 11.45 | Time Slot<br>4<br>1 – 1.45 | Time Slot<br>5<br>2 – 2.45 |
|-----------|---------------------------|------------------------------|------------------------------|----------------------------|----------------------------|
| Monday    | English                   | History                      |                              | Free                       | Maths                      |
| Tuesday   |                           | English                      |                              | Science                    | Free                       |
| Wednesday | Maths                     |                              |                              | Free                       | Science                    |
| Thursday  |                           | History                      | Free                         | English                    |                            |
| Friday    |                           | Free                         | Science                      |                            | English                    |
| Saturday  | Free                      |                              | Maths                        |                            |                            |
| Sunday    | Free                      | Science                      |                              | Maths                      |                            |

Colour coding makes it easier to see how many sessions you have of each subject.

Build in free time, have healthy drinks and snacks.

Turn off your phone!



## Websites

<https://www.satchelone.com> 'Show my Homework' site with lots of guides and websites from teaching staff

<https://app.senecalearning.com/login> Seneca Learning has class groups set up by some subject staff, but you can also find general revision on there

<https://www.tassomai.com/> Students have their own logins for English and Science

<https://www.bbc.co.uk/bitesize/> General revision subjects and topics

<https://quizlet.com/> General revision subjects and topics

<https://www.tutor2u.net/> General revision subjects and topics

<https://mrbruff.com/> English guidance through resources and videos

<https://www.drfrostmaths.com/> Maths recommended website

<https://corbettmaths.com/contents/> Maths recommended website

<https://www.mrallsophistory.com/revision/> History topics with videos, podcasts and activities

<http://www.coolgeography.co.uk/> Resources to support Geography revision

<https://www.kerboodle.com/users/login> Geography online textbook with student logins

<https://www.pearsonactivelearn.com/app/Home> Specific log in for Languages

<https://www.memrise.com/> Students can create their own login for revising Languages

<https://www.languagenut.com/> Students have been given logins by their teachers

<https://www.teach-ict.com/> Computer Science revision that students have their own login for

<https://technologystudent.com/> No login needed for Technology subjects

<http://www.mr-dt.com/> No login needed for Technology subjects

<https://www.unifrog.org/> Students have their own logins for careers and destinations

